



PHENIX CITY

Alabama

2022 STATE OF THE CITY ADDRESS

January 27, 2022 • 6 p.m., EST

Martin-Idle Hour Park Community Center and YouTube Livestream





2020-2025 City Council & Administration



Eddie N. Lowe
Mayor



Dr. R. Griff Gordy
Mayor Pro Tem / At Large



Steve Bailey
District 1



Vickey Carter Johnson
District 2



Arthur L. Day, Jr.
District 3



Wallace B. Hunter
City Manager



Melony Lee
City Clerk

Department Heads



Gil Griffith
Building Department



Shaun Culligan
Economic Development



Angel Moore
Engineering/Public Works



Labrita King Copeland
Finance



Kristin Kennedy
Fire Department



Stephanie Chastain
Human Resources



Mike Bauer
Information Technology



Michele Kilday
Library

Department Heads



Ruby White
Municipal Court




Todd Hughes
Parks and Recreation



Tracie Hadaway
Planning



Raymond J. Smith
Police Department



Charles Woody
Utilities

Legal Appointments



Honorable Judge Greg Waldrep
Municipal Court Judge



Honorable Judge F. Patrick Loftin
Municipal Court Judge



James P. Graham
City Attorney



Jim McKoon
City Attorney



Chan Gamble
City Attorney



Financial Statement

General Fund Balance Sheet: October 1, 2016 – September 30, 2021

	09/30/2017	09/30/2018	09/30/2019	09/30/2020	09/30/2021
ASSETS					
Cash & Cash Equivalents	\$7,796,826	\$9,646,280	\$13,885,634	\$18,624,209	\$25,823,241
Other Assets	\$5,512,594	\$6,028,752	\$5,991,211	\$7,611,756	\$10,114,678
TOTAL ASSETS	\$13,309,420	\$15,675,032	\$19,876,845	\$26,235,965	\$35,937,920



Financial Statement

General Fund Balance Sheet: October 1, 2016 – September 30, 2021

	09/30/2017	09/30/2018	09/30/2019	09/30/2020	09/30/2021
LIABILITIES & DEFERRED INFLOWS					
Total Liabilities	\$1,635,696	\$1,797,054	\$1,633,958	\$1,960,465	\$2,255,822
Deferred Inflows	\$388,872	\$425,211	\$456,823	\$463,120	\$463,120

FUND BALANCES (DEFICIT)	09/30/2017	09/30/2018	09/30/2019	09/30/2020	09/30/2021
Nonspendable	\$347,787	\$363,235	\$444,643	\$434,071	\$499,270
Committed for Operating Revenues	\$2,000,000	\$1,800,000	\$2,000,000	\$3,200,000	\$5,400,000
Assigned for Self Insurance Liability	\$500,000	\$500,000	-	-	-
Unassigned	\$8,437,065	\$10,789,532	\$15,341,421	\$20,178,309	\$27,319,708
TOTAL LIABILITIES & FUND BALANCES	\$13,309,420	\$15,675,032	\$19,876,845	\$26,235,965	\$35,937,920



Financial Statement

Operating Reserve

	09/30/2017	09/30/2018	09/30/2019	09/30/2020	09/30/2021
ANNUAL BUDGET	\$37,363,622	\$37,650,929	\$38,472,299	\$43,744,785	\$45,859,518
OPERATING DAYS RESERVE	86	102	145	185	237



Financial Statement

Debt Service Stress Test Total Debt Service 2017-2021

	2017	2018	2019	2020	2021
TOTAL FUNDS AVAILABLE FOR DEBT COVERAGE	\$19,144,873	\$21,550,804	\$26,179,341	\$27,972,194	\$37,643,804
General Obligation Debt	\$60,725,000	\$68,124,408	\$65,181,656	\$60,144,856	\$56,610,096
Self Supporting Debt (Utilities Fund, DRA, and School System until 2020)	\$93,835,635	\$87,665,592	\$85,393,344	\$55,325,144	\$63,004,904
TOTAL DEBT	\$154,560,635	\$154,560,635	\$150,575,000	\$115,470,000	\$119,615,000
Annual Debt Service	\$11,707,986	\$11,678,120	\$11,690,671	\$8,066,522	\$7,842,670
COVERAGE RATIO	163.52%	184.54%	223.93%	346.77%	479.99%
Should Interest Increase to 6% Annual Debt Service Would Be	\$13,203,638	\$13,998,638	\$13,934,500	\$12,598,200	\$12,956,900
COVERAGE RATIO	145.00%	153.95%	187.87%	222.03%	290.53%



Financial Statement

Sales Tax and Taxable Property Value 2017-2021

	2017	2018	2019	2020	2021
Sales Tax Revenue	\$21,938,292	\$22,783,434	\$25,319,602	\$29,408,324	\$33,110,464
PERCENTAGE INCREASE	6%	4%	11%	16%	13%
Assessed Value of Taxable Property	\$325,947,980	\$339,263,220	\$343,955,220	\$356,560,720	\$378,010,960
PERCENTAGE INCREASE	2%	4%	1%	4%	6%



Staffing of Personnel

Average Counts of Employees in Each Functional Area

FUNCTIONAL AREA	BUDGETED POSITIONS 2022	AVERAGE EMPLOYEE COUNT 2019	AVERAGE EMPLOYEE COUNT 2020	AVERAGE EMPLOYEE COUNT 2021
Administration	36	30	27	27
Recreation and Amenities	153	101	68	82
Public Safety	200	166	168	169
Public Works	96	74	73	64
Utilities	80	68	66	61



Sick Leave Usage

Effects of Attendance on Employees Due to the COVID-19 Pandemic

	2019	2020*	2021
Total Sick Leave Hours Used	23,869	97,289	28,471
Number of Employees Using Sick Time	358	311	266
Average Hours Per Employee	67	313	107

**2020 – Several employees absent long term due to severe COVID-19 complications and/or hospitalizations.*

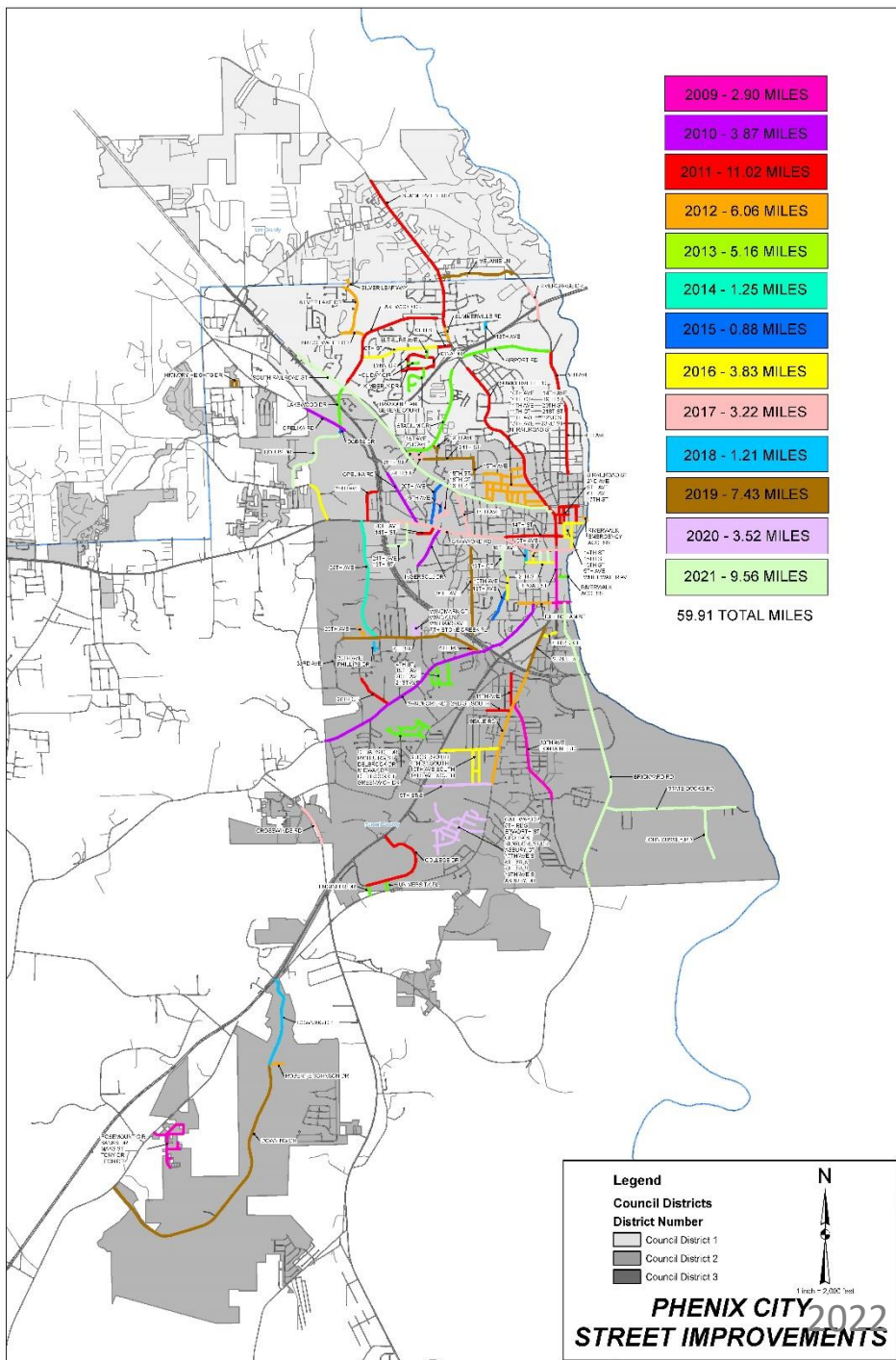
City Infrastructure Projects

Local Street Resurfacing

2009-2021

Total Miles: 59.04

Total Cost: \$11,979,114





City Infrastructure Projects

Ongoing Engineering / Public Works Projects

No.	PROJECT DESCRIPTION	STATUS	COST
1	14 th Avenue Park Construction	Under Construction	\$160,924
2	Dillingham Pedestrian Crossing	Complete	\$33,689



City Infrastructure Projects

Upcoming Engineering / Public Works Projects

No.	PROJECT DESCRIPTION	STATUS
1	C&D Landfill Expansion	Preliminary Engineering
2	43 rd Avenue Resurfacing	Preliminary Engineering
3	Knowles Road & 4 th Place Resurfacing	Preliminary Engineering
4	Seale Road Bridge Replacement	Preliminary Engineering



City Utility Projects

Contracted Projects

No.	PROJECT DESCRIPTION	STATUS	COST
1	Water Storage Tank Maintenance	In Progress	\$318,835
2	Baily Hill PS, Tank & Glenwood Tanks SCADA Upgrade	In Progress	\$18,653
3	WFP Building-B Reroofing	Complete	\$150,857
4	WWTP Upgrades & Expansion	EDA Review	\$8,804,880
5	Saddlebrook Gravity Sanitary Main	Designing	\$534,346
6	Bridgewater Drive Sanitary Replacement	Designing	\$1,876,000
7	WWC System Rehabilitation, Phase I	Planning	\$3,617,000
8	Summerville Road Water Extension, 8,900 feet	Planning	\$865,800
9	WWTP Barscreen	Complete	\$63,784
10	WWTP UST Upgrades	Complete	\$21,127
		TOTAL COST:	\$16,271,282



City Utility Projects

In-House Projects

No.	PROJECT DESCRIPTION	STATUS	COST
1	14 th Avenue South & 2 nd Place South Water Main Replacement - 1200 Feet	Complete	\$33,080*
2	Public Safety Building Water Main & Fire Hydrant Installation - 260 Feet	Complete	\$8,756*
3	Meter Register Replacement (252 Meters remaining)	In Progress	\$81,728**
4	Phone Payment System (IVR)	Complete	No Cost to City
5	Payment Kiosk	Testing	\$77,000
6	CCTV System (ETA February 2022)	Assembly	\$269,314
7	Knowles Road GST Valve Installation	Complete	\$7,030*
*Material Cost Only		TOTAL COST:	\$476,908
**Contractor's Invoiced Amount			

City Infrastructure Projects

Engineering / Public Works

14th Avenue Park

Status: *In Progress*

Total Cost: *\$160,924*





City Infrastructure Projects


Utilities

Interactive Voice Response (IVR) System for Utility Bills

Status: *Complete*

Total Cost: *\$0*

PAYMENTS		N/A
		\$369.0k
Transactions: 5k		N/A



By Phone

To pay by phone 24/7 using a credit card, debit card, or eCheck, please call:

334-448-2880
Option 1



City Infrastructure Projects

Utilities

***Municipal Building:
Payment Kiosk***

Status: In Progress

Total Cost: \$77,000



Public Development

Dobbs Drive Resurfacing





Public Development

State Docks Road Resurfacing



Public Development

Dillingham Street Pedestrian Walkway



Public Development

Public Safety Building Expansion/Renovation

The Public Safety Building on Broad Street is undergoing a complete renovation and expansion to include a larger City Council Chamber, an updated Municipal Court Room, additional office space and renovated existing office space.



Public Development

Public Safety Building Expansion/Renovation





Public Development

Public Safety Building Expansion/Renovation






PHENIX CITY

Alabama

Public Development

Public Safety Building Expansion/Renovation



Public Development

Public Safety Building Expansion/Renovation





Public Development

Fire Training Center

New training facility to include classrooms, bay storage, burn building and drill tower behind Fire Station One.

PHENIX CITY FIRE DEPARTMENT TRAINING CENTER
CRAWFORD ROAD, PHENIX CITY, ALABAMA





Public Development

Art Center Building Renovation





Public Development

Additional City Office Space on 7th Avenue





Public Development

Additional City Office Space on 7th Avenue





Commercial Development

Phenix City Retail Project Update

Highway 80 Development

Eighty-West on HWY 80 is under construction. Completed development includes Dollar Tree, Taco Bell, and Popeye's. Currently under construction is Sonic and Snappy Express full-service car wash.



Commercial Development

Restaurants Under Construction

Wendy's - Highway 280





PHENIX CITY

Alabama

Commercial Development

Restaurants Under Construction

Firehouse Subs – Highway 280





Commercial Development

Riverfront Development

Fluid Dynamics Beverage Company

The Phenix City Riverpark Entertainment District's first riverfront redevelopment. Previously Phenix Saw Works will become a Riverfront Brewery and Restaurant.






Tourism

ICF World Cup and World Championship

Phenix City and Columbus will host the 2022 Freestyle Kayak World Cup and the 2023 Freestyle Kayak World Championship competitions.





Industrial Development

YEAR ANNOUNCED	COMPANY	NEW OR EXPANDING	JOB	INVESTMENT
2021	Vectorply Corporation	Expanding	30	\$1,700,000**
2021	Daechang Seat Corp. USA	New / Expanding	300	\$23,366,072

2021 Announced Industrial Project Total: \$25,066,072 and 330 jobs *

* Investment amounts are based on the company's good-faith projected investments at the start of each project and some job counts may be after a multi-year ramp-up period.

** Investment was made in 2021 but committed in a previous year



Fire Department

Apparatus Upgrade

E-One Custom 92' Rear Mounted Aerial Platform

Total Investment: *\$1,241,739*





Parks and Recreation

Lakewood Golf Course

- 23,650 Rounds of Golf Played
- The Club Car Visage GPS system on our golf cart fleet continues to offer an enhanced player experience while offer multiple course management advantages.

Features:

- Player Experience Module Includes:
 - Hole Graphics
 - GPS Yardages
 - Electronic Scoring
 - Clubhouse Communication

- Set Safety Zones and Messaging
- Restrict Zones
- Cart Speed Settings





Citizen Responsibility

Stay Informed

Attend Public Meetings

Visit our city website & like our Facebook page!

Always remember to contact your City Council representative when needed. They are your best resource.

GOALS for 2022: continue to exceed expectations!

