

# City of Phenix City

## Fiscal 2021/2022 Budget



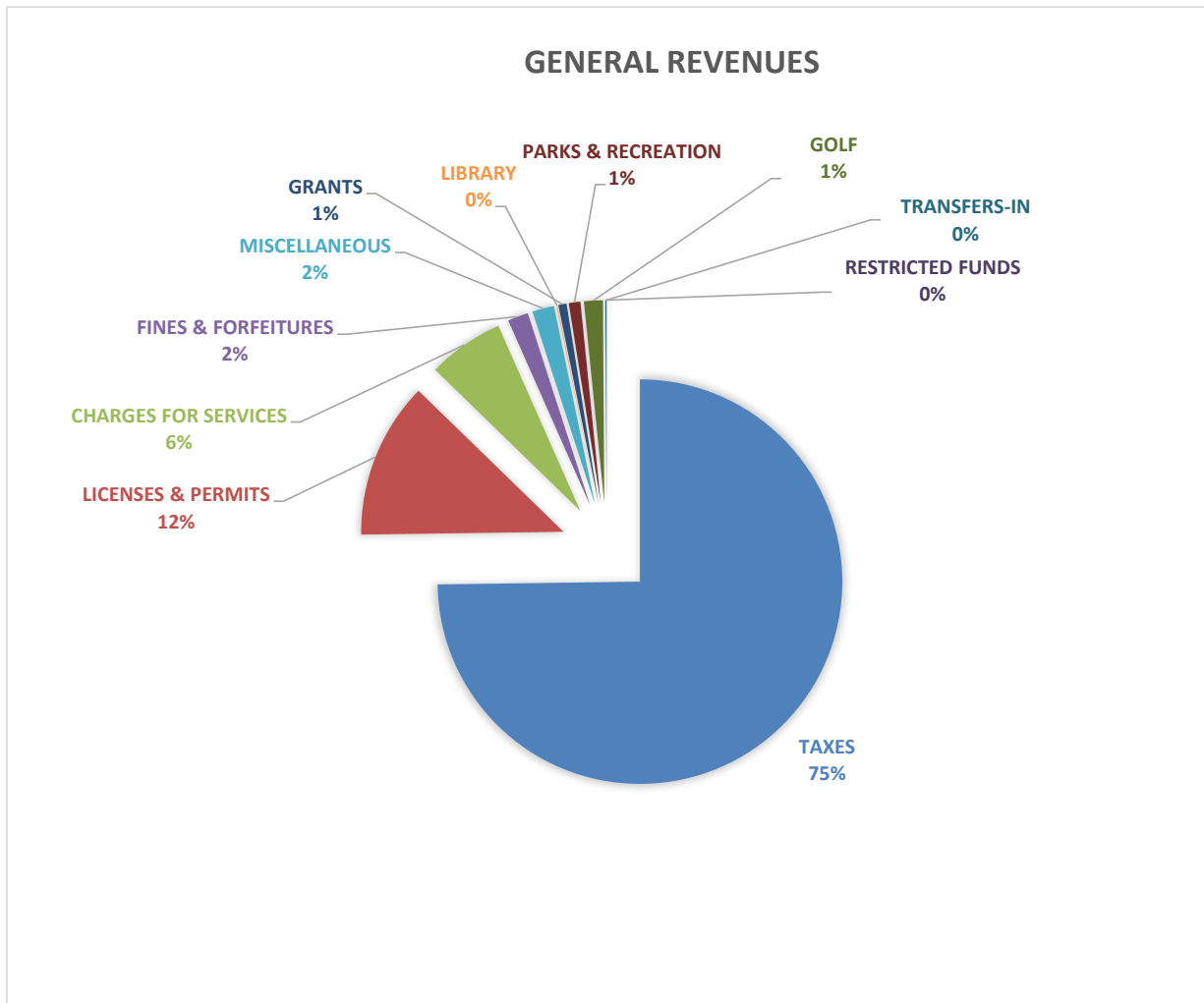
**WALLACE HUNTER**  
City Manager

**CITY OF PHENIX CITY  
FISCAL YEAR BUDGET  
2021-2022**

<b>GENERAL FUND:</b>		
<b>Source of Funds:</b>		
TAXES	\$ 32,455,445	
LICENSES & PERMITS	5,425,458	
CHARGES FOR SERVICES	2,642,698	
FINES & FORFEITURES	711,820	
MISCELLANEOUS	758,304	
LIBRARY REVENUE	28,021	
GRANTS	282,450	
PARKS & RECREATION	399,715	
GOLF	650,510	
RESTRICTED FUNDS	2,881	
TRANSFERS-IN	44,550	
<b>TOTAL</b>		<b>43,401,852</b>
<b>Expenditures:</b>		
CITY MANAGER	448,970	
IT DIVISION	465,082	
ECONOMIC DEVELOPMENT	469,232	
CITY CLERK	582,445	
PERSONNEL	1,102,075	
MUNICIPAL COURT	435,682	
BUILDING - CODE ENFORCEMENT	795,978	
FINANCE	875,318	
REVENUE COLLECTION	129,513	
PARKS & RECREATION	4,130,699	
GOLF	1,171,241	
PUBLIC SAFETY DEPARTMENT	203,951	
FIRE	6,002,959	
POLICE	9,635,141	
ANIMAL CONTROL	232,182	
ENGINEERING & PUBLIC WORKS	6,587,454	
LIBRARY	413,304	
NON DEPARTMENTAL	5,183,125	
APPROPRIATIONS & CONTRIBUTIONS	670,128	
NON DEPARTMENTAL CAPITAL OUTLAY	950,000	
TAX INCENTIVE PAYMENTS	259,500	
TRANSFERS OUT	2,450,000	
<b>TOTAL</b>		<b>43,193,979</b>
<b>NET REVENUES (EXPENDITURES) GENERAL FUND</b>		<b>\$ 207,873</b>
<b>UTILITY FUND:</b>		
<b>Revenues:</b>		
Water Revenue	\$ 7,834,983	
Sewer Revenue	6,067,831	
Other Revenue	501,600	
<b>TOTAL</b>		<b>14,404,414</b>
<b>Expenditures:</b>		
Administration	2,545,030	
Water Distribution	1,535,645	
Water Filtration	2,299,058	
Wastewater Collection	1,855,366	
Wastewater Treatment	1,860,648	
Debt Service	3,830,584	
<b>TOTAL</b>		<b>13,926,331</b>
<b>NET REVENUES (EXPENDITURES) UTILITIES FUND</b>		<b>\$ 478,083</b>
<b>Special Revenue Funds:</b>		
Capital Improvements	\$ 1,800,000	
Gas Taxes (2, 4, 5, 7)	500,000	
Gas Taxes (10)	420,000	
Corrections	42,000	
2nd Mortgage	260,000	
Confiscated Property	5,000	
3 and 4 Mill Taxes	2,466,471	
7 Mill Tax	4,232,221	
Municipal Court Funds	101,000	
Donated Money Funds	2,350	
PBA	7,649,139	
Library Fund	40,000	
2017-A	-	
2017-B	2,475,000	
<b>TOTAL EXPENDITURES</b>		<b>19,993,181</b>
<b>TOTAL EXPENDITURES BUDGET ALL FUNDS</b>		<b>\$ 77,113,491</b>

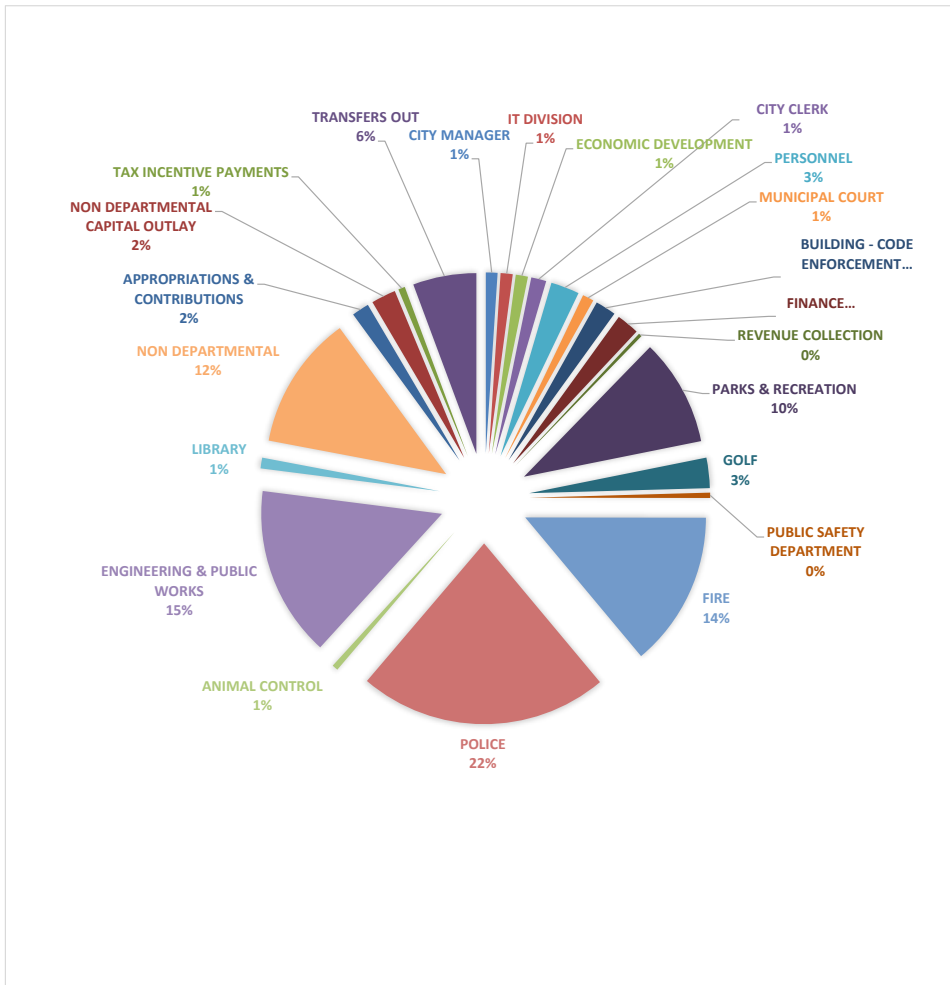
**CITY OF PHENIX CITY  
GENERAL FUND OPERATING REVENUES  
2021-2022**

TAXES	\$ 32,455,445	75%
LICENSES & PERMITS	5,425,458	13%
CHARGES FOR SERVICES	2,642,698	6%
FINES & FORFEITURES	711,820	2%
MISCELLANEOUS	758,304	2%
LIBRARY	28,021	0%
GRANTS	282,450	1%
PARKS & RECREATION	399,715	1%
GOLF	650,510	1%
RESTRICTED FUNDS	2,881	0%
TRANSFERS-IN	44,550	0%
<b>TOTAL</b>	<b>\$ 43,401,852</b>	<b>100%</b>



**CITY OF PHENIX CITY  
GENERAL FUND OPERATING EXPENSES  
2021-2022**

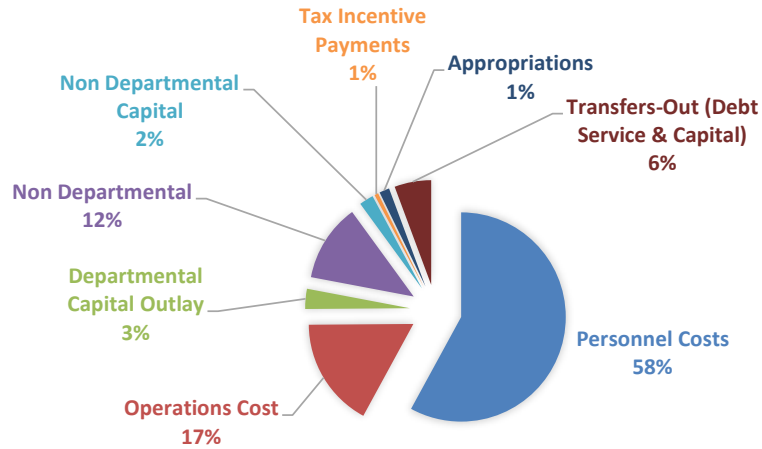
CITY MANAGER	\$ 448,970	1%
IT DIVISION	465,082	1%
ECONOMIC DEVELOPMENT	469,232	1%
CITY CLERK	582,445	1%
PERSONNEL	1,102,075	3%
MUNICIPAL COURT	435,682	1%
BUILDING - CODE ENFORCEMENT	795,978	2%
FINANCE	875,318	2%
REVENUE COLLECTION	129,513	0%
PARKS & RECREATION	4,130,699	10%
GOLF	1,171,241	3%
PUBLIC SAFETY DEPARTMENT	203,951	0%
FIRE	6,002,959	14%
POLICE	9,635,141	22%
ANIMAL CONTROL	232,182	1%
ENGINEERING & PUBLIC WORKS	6,587,454	15%
LIBRARY	413,304	1%
NON DEPARTMENTAL	5,183,125	12%
APPROPRIATIONS & CONTRIBUTIONS	670,128	2%
NON DEPARTMENTAL CAPITAL OUTLAY	950,000	2%
TAX INCENTIVE PAYMENTS	259,500	1%
TRANSFERS OUT	2,450,000	6%
<b>TOTAL</b>	<b>\$ 43,193,979</b>	<b>100%</b>



**CITY OF PHENIX CITY  
GENERAL & CIP FUNDS OPERATING EXPENDITURES  
2021-2022**

**By Category**

Personnel Costs	\$ 25,029,623	58%
Operations Cost	7,313,636	17%
Departmental Capital Outlay	1,337,967	3%
Non Departmental	5,183,125	12%
Non Departmental Capital	950,000	2%
Tax Incentive Payments	259,500	1%
Appropriations	670,128	2%
Transfers-Out (Debt Service & Capital)	2,450,000	6%
<b>TOTAL</b>	<b>\$ 43,193,979</b>	<b>100%</b>



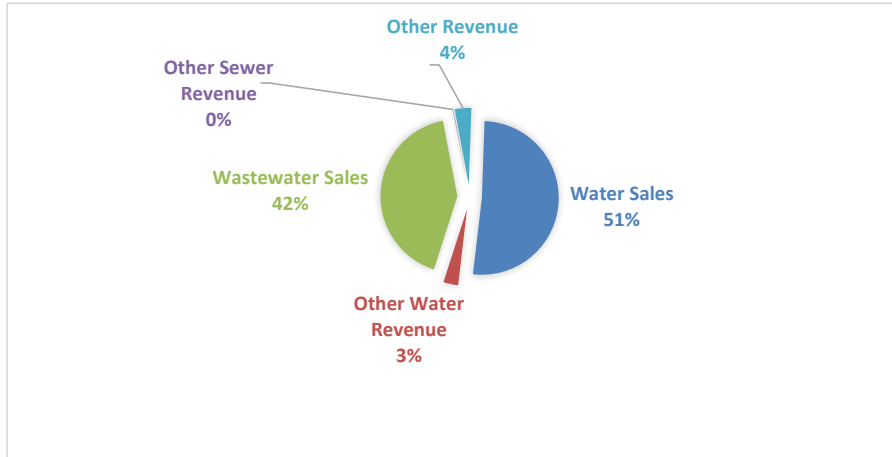
**CITY OF PHENIX CITY**  
**DEPARTMENTAL CAPITAL EXPENSE COMPARISON**  
**FISCAL YEAR 2020/2021 VS 2021/2022**

<b><u>General Fund</u></b>	<b><u>Fiscal 2021 Projected Actual</u></b>	<b><u>Fiscal 2022 Budget</u></b>	<b><u>Difference</u></b>
CITY MANAGER	\$ -	\$ -	\$ -
ECONOMIC DEVELOPMENT	12,000	-	(12,000)
IT	36,000	12,500	(23,500)
LIBRARY	8,000	-	(8,000)
MUNICIPAL COURT	-	-	-
PERSONNEL	1,300	22,818	21,518
CITY CLERK	-	-	-
BUILDING - CODE ENFORCEMENT	-	7,000	7,000
FINANCE	4,000	2,500	(1,500)
REVENUE COLLECTION	-	-	-
PARKS & RECREATION	91,000	42,000	(49,000)
GOLF	13,199	32,000	18,801
PUBLIC SAFETY DEPARTMENT	-	-	-
FIRE	450,524	423,144	(27,380)
POLICE	415,790	359,087	(56,703)
ANIMAL CONTROL	2,000	35,754	33,754
ENGINEERING & PUBLIC WORKS	<u>445,087</u>	<u>401,164</u>	<u>(43,923)</u>
<b>Total General Fund Capital</b>	<b><u>\$ 1,478,900</u></b>	<b><u>\$ 1,337,967</u></b>	<b><u>\$ (140,933)</u></b>

**CITY OF PHENIX CITY  
UTILITY FUND  
2021-2022**

**Revenues:**

Water Sales	\$ 7,388,846	51%
Other Water Revenue	446,137	3%
Wastewater Sales	6,052,852	42%
Other Sewer Revenue	14,979	0%
Other Revenue	501,600	3%
<b>TOTAL</b>	<b>\$ 14,404,414</b>	<b>100%</b>



**Expenditures:**

Administration	\$ 2,545,030	18%
Water Distribution	1,535,645	11%
Water Filtration	2,299,058	17%
Wastewater Collection	1,855,366	13%
Wastewater Treatment	1,860,648	13%
Debt Service	3,830,584	28%
<b>TOTAL</b>	<b>\$ 13,926,331</b>	<b>100%</b>

