

City of Phenix City

Fiscal 2018/2019 Budget



WALLACE HUNTER

City Manager

City of Phenix City
Fiscal 2018/2019 Budget

General Fund:

Source of Funds:

TAXES	\$ 27,580,933
LICENSES & PERMITS	\$ 5,984,840
CHARGES FOR SERVICES	\$ 2,652,874
LIBRARY REVENUE	\$ 105,300
FINES & FORFEITURES	\$ 904,195
MISCELLANEOUS	\$ 699,888
GRANTS	\$ 280,000
PARKS & RECREATION	\$ 385,450
CENTREL ACTIVITIES CENTER	\$ 34,300
AMPHITHEATER	\$ 87,000
GOLF	\$ 690,200
TRANSFERS-IN	\$ 75,000

TOTAL **\$ 39,479,980**

Expenditures:

CITY MANAGER	\$ 444,488	
IT DIVISION	\$ 356,670	
ECONOMIC DEVELOPMENT	\$ 328,733	
CITY CLERK	\$ 507,372	
PERSONNEL	\$ 423,688	
MUNICIPAL COURT	\$ 387,386	
BUILDING - CODE ENFORCEMENT	\$ 658,603	
FINANCE	\$ 708,382	
REVENUE COLLECTION	\$ 122,707	
PARKS & RECREATION	\$ 3,789,059	
GOLF	\$ 1,026,053	
FIRE	\$ 5,100,577	
POLICE	\$ 7,645,540	
ANIMAL CONTROL	\$ 181,259	
ENGINEERING & PUBLIC WORKS	\$ 5,247,328	
LIBRARY	\$ 392,118	
NON DEPARTMENTAL	\$ 6,833,540	
NON DEPARTMENTAL CAPITAL OUTLAY	\$ 50,000	\$ 37,224,749
APPROPRIATIONS & CONTRIBUTIONS	\$ 3,021,247	
TRANSFERS OUT	\$ 1,247,550	

TOTAL **\$ 38,472,299**

NET REVENUES (EXPENDITURES) GENERAL FUND **\$ 1,007,681**

Utility Fund:

Revenues:

Water Revenue	\$ 7,188,384
Sewer Revenue	\$ 5,538,767

TOTAL **\$ 12,727,151**

Expenditures:

Administration	\$ 2,417,474
Water Distribution	\$ 1,101,282
Water Filtration	\$ 1,779,230
Wastewater Collection	\$ 1,444,645
Wastewater Treatment	\$ 1,445,631
Debt Service	\$ 3,827,754

TOTAL **\$ 12,016,015**

NET REVENUES (EXPENDITURES) UTILITIES FUND **\$ 711,136**

Special Revenue Funds:

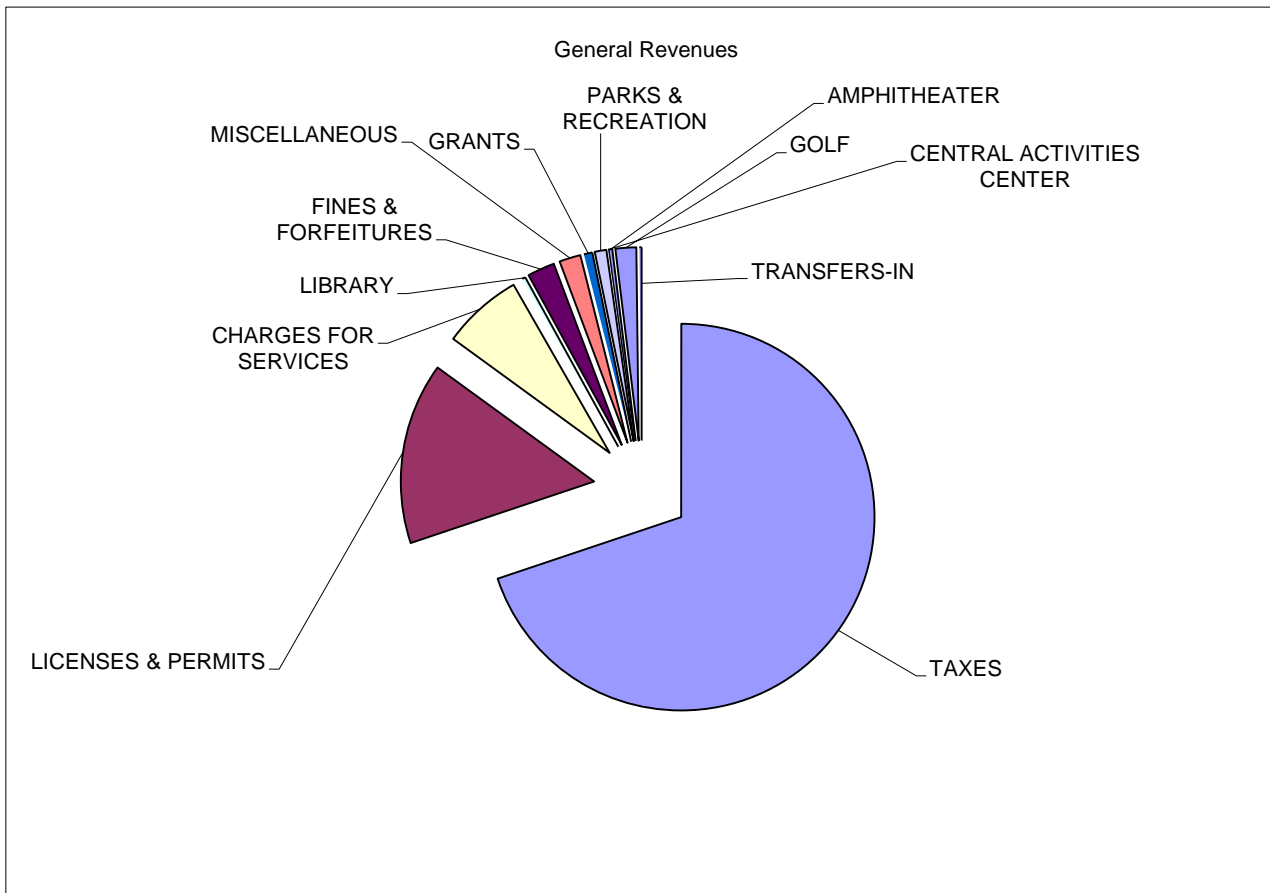
Capital Improvements	\$ 4,551,410
2nd Mortgage	\$ 100,000
7 Mil Tax - Debt Service	\$ 4,516,712
Gas Taxes	\$ 575,000
Confiscated Property	\$ 25,000
Corrections	\$ 75,000
Public Building Authority	\$ 3,741,600

TOTAL EXPENDITURES **\$ 13,584,722**

TOTAL EXPENDITURES BUDGET ALL FUNDS **\$ 64,073,036**

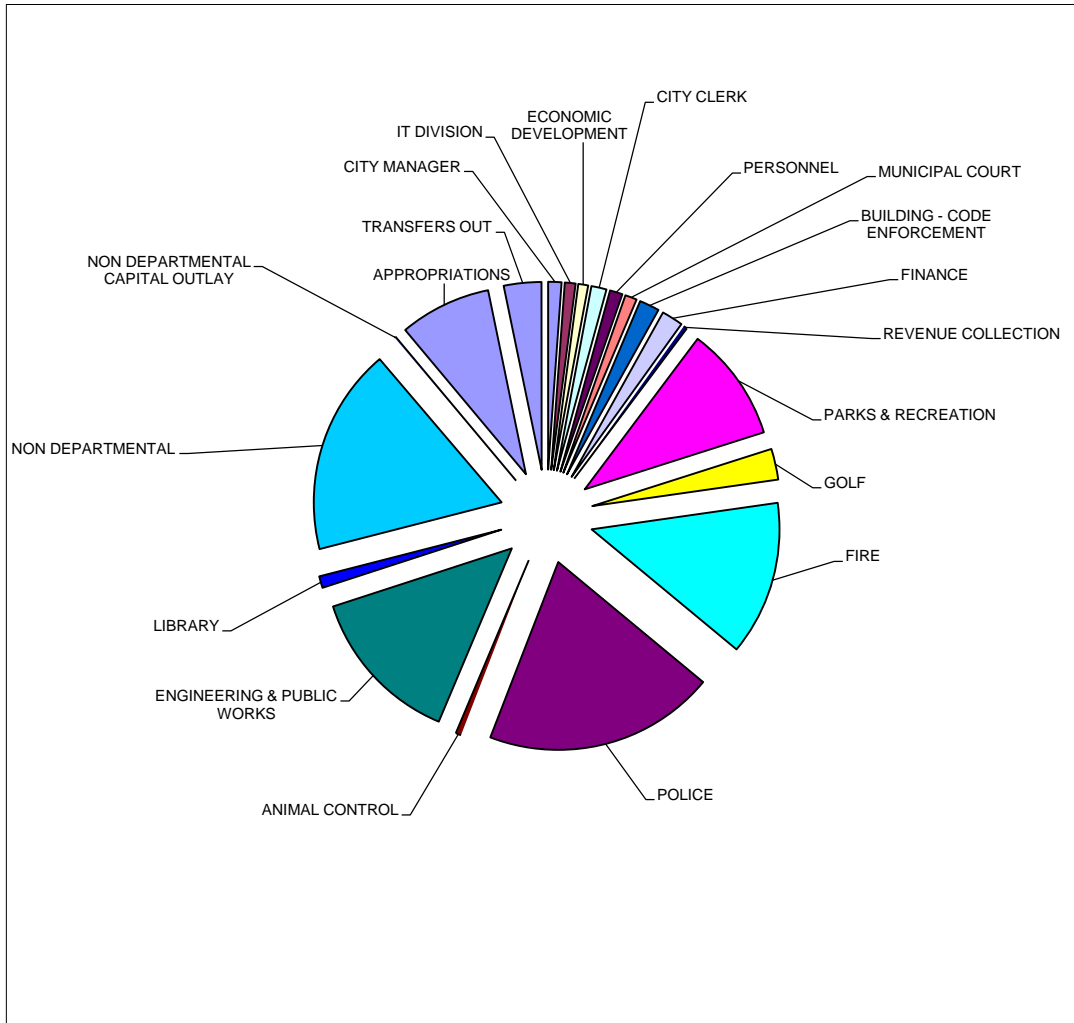
**City of Phenix City
General Fund Operating Revenues
Fiscal 2018/2019 Budget**

TAXES	\$	27,580,933	69.86%
LICENSES & PERMITS	\$	5,984,840	15.16%
CHARGES FOR SERVICES	\$	2,652,874	6.72%
LIBRARY	\$	105,300	0.27%
FINES & FORFEITURES	\$	904,195	2.29%
MISCELLANEOUS	\$	699,888	1.77%
GRANTS	\$	280,000	0.71%
PARKS & RECREATION	\$	385,450	0.98%
CENTRAL ACTIVITIES CENTER	\$	34,300	0.09%
AMPHITHEATER	\$	87,000	0.22%
GOLF	\$	690,200	1.75%
TRANSFERS-IN	\$	75,000	0.19%
TOTAL	\$	39,479,980	100%



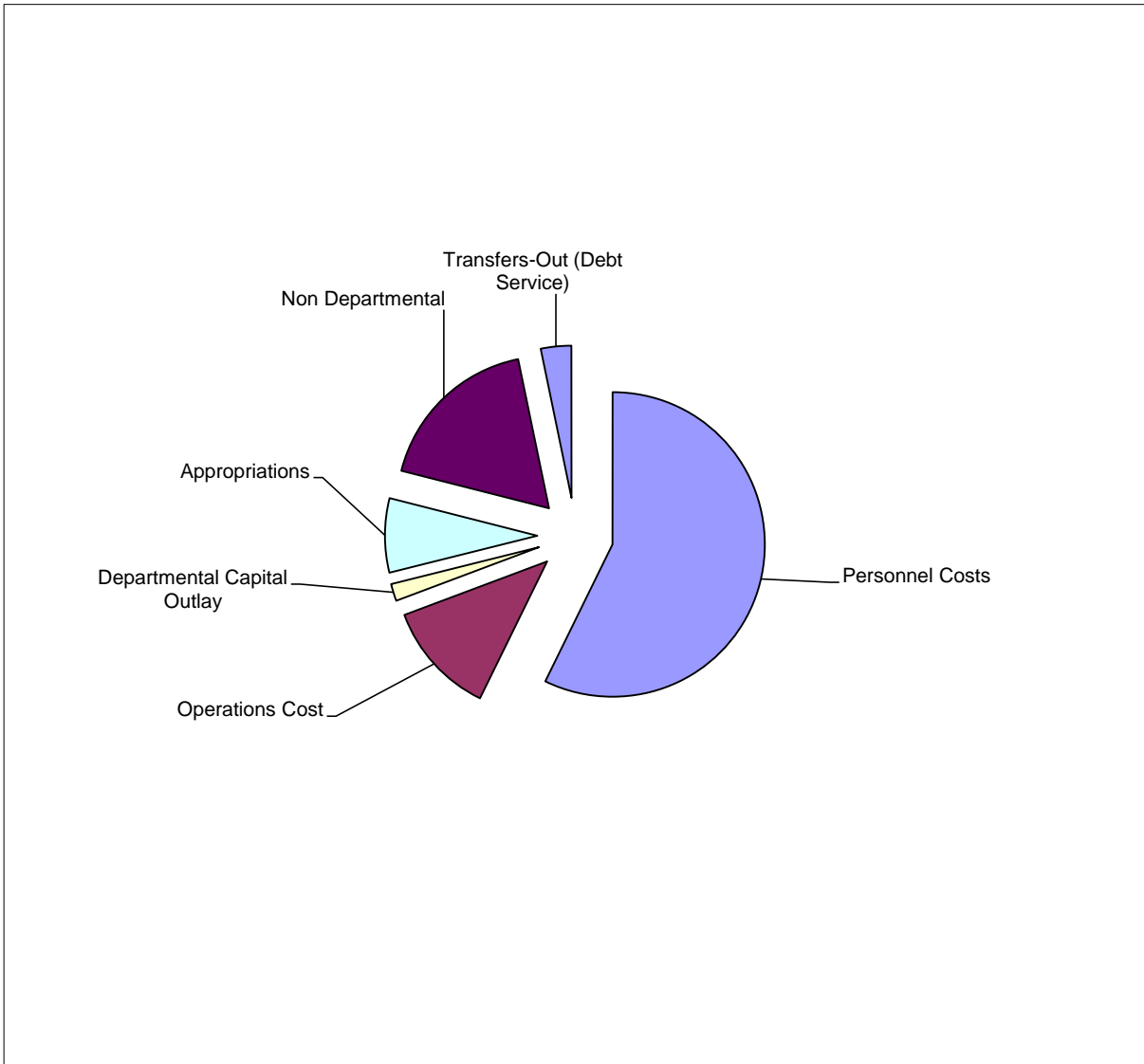
**City of Phenix City
General Fund Operating Expenditures
Fiscal 2018/2019 Budget**

CITY MANAGER	\$	444,488	1.16%
IT DIVISION	\$	356,670	0.93%
ECONOMIC DEVELOPMENT	\$	328,733	0.85%
CITY CLERK	\$	507,372	1.32%
PERSONNEL	\$	423,688	1.10%
MUNICIPAL COURT	\$	387,386	1.01%
BUILDING - CODE ENFORCEMENT	\$	658,603	1.71%
FINANCE	\$	708,382	1.84%
REVENUE COLLECTION	\$	122,707	0.32%
PARKS & RECREATION	\$	3,789,059	9.85%
GOLF	\$	1,026,053	2.67%
FIRE	\$	5,100,577	13.26%
POLICE	\$	7,645,540	19.87%
ANIMAL CONTROL	\$	181,259	0.47%
ENGINEERING & PUBLIC WORKS	\$	5,247,328	13.64%
LIBRARY	\$	392,118	1.02%
NON DEPARTMENTAL	\$	6,833,540	17.76%
NON DEPARTMENTAL CAPITAL OUTLAY	\$	50,000	0.13%
APPROPRIATIONS	\$	3,021,247	7.85%
TRANSFERS OUT	\$	1,247,550	3.24%
TOTAL	\$	38,472,299	100%



City of Phenix City
General & CIP Fund Operating Expenditures
Fiscal 2018/2019 Budget
By Category

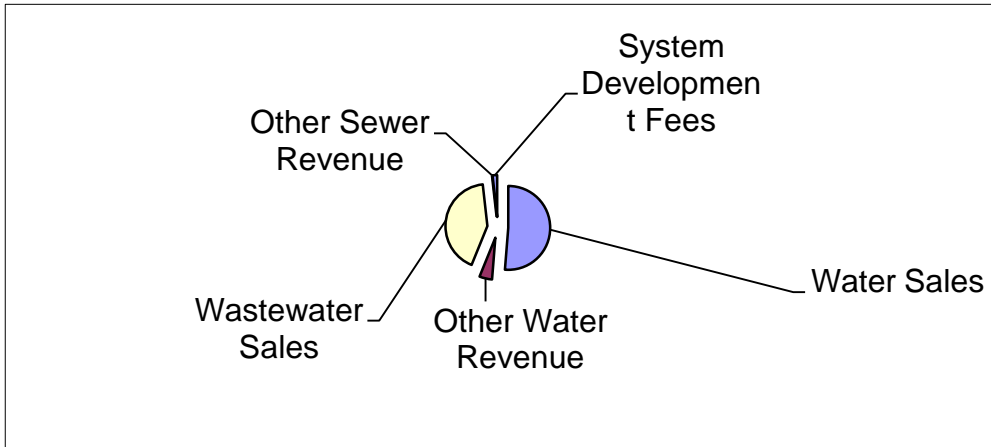
Personnel Costs	\$ 22,001,189	57.26%
Operations Cost	\$ 4,621,419	12.03%
Departmental Capital Outlay	\$ 697,354	1.81%
Appropriations	\$ 3,021,247	7.86%
Non Departmental	\$ 6,833,540	17.79%
Transfers-Out (Debt Service)	<u>\$ 1,247,550</u>	<u>3.25%</u>
TOTAL	\$ 38,422,299	100%



**City of Phenix City
Utility Fund
Fiscal 2018/2019 Budget**

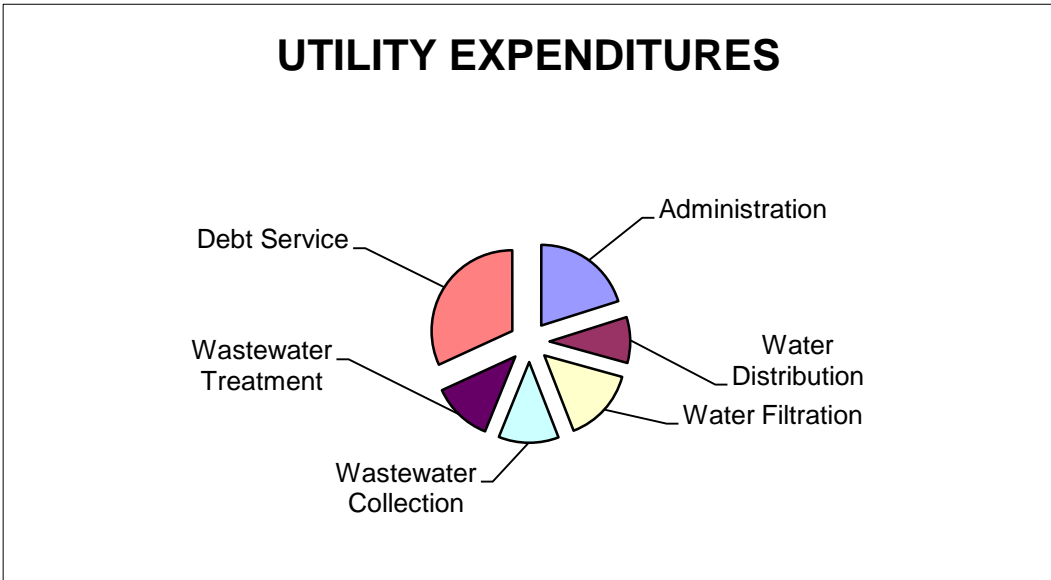
Revenues:

Water Sales	\$	6,563,473	51.27%
Other Water Revenue	\$	624,911	4.88%
Wastewater Sales	\$	5,387,067	42.08%
Other Sewer Revenue	\$	-	0.00%
System Development Fees	\$	227,450	1.78%
TOTAL	\$	12,802,901	100%



Expenditures:

Administration	\$	2,417,474	20.12%
Water Distribution	\$	1,101,282	9.17%
Water Filtration	\$	1,779,230	14.81%
Wastewater Collection	\$	1,444,645	12.02%
Wastewater Treatment	\$	1,445,631	12.03%
Debt Service	\$	3,827,754	31.86%
TOTAL	\$	12,016,015	100%



City of Phenix City
Departmental Capital Expenditures Comparison
Fiscal 2017/2018 VS 2018/2019

General Fund	Fiscal 2018		Fiscal 2019	Difference
	Projected	Actual	Budget	
CITY MANAGER	\$ -	\$ -	\$ -	\$ -
ECONOMIC DEVELOPMENT	\$ -	\$ -	\$ -	\$ -
IT	\$ 53,587	\$ -	\$ 13,500	\$ (40,087)
LIBRARY	\$ 15,000	\$ -	\$ -	\$ (15,000)
MUNICIPAL COURT	\$ -	\$ -	\$ -	\$ -
PERSONNEL	\$ -	\$ -	\$ 18,106	\$ 18,106
CITY CLERK	\$ -	\$ -	\$ -	\$ -
BUILDING - CODE ENFORCEMENT	\$ 30,136	\$ -	\$ -	\$ (30,136)
FINANCE	\$ -	\$ -	\$ -	\$ -
REVENUE COLLECTION	\$ -	\$ -	\$ -	\$ -
PARKS & RECREATION	\$ 123,000	\$ -	\$ 93,500	\$ (29,500)
GOLF	\$ -	\$ -	\$ 5,000	\$ 5,000
FIRE	\$ 112,774	\$ -	\$ 137,000	\$ 24,226
POLICE	\$ 266,446	\$ -	\$ 239,435	\$ (27,011)
ANIMAL CONTROL	\$ -	\$ -	\$ -	\$ -
ENGINEERING & PUBLIC WORKS	\$ 381,049	\$ -	\$ 190,813	\$ (190,236)
Total General Fund Capital	\$ 981,992	\$ -	\$ 697,354	\$ (284,638)